

Unite[®] System

unifying | responsive | simple



Furnishing Knowledge[®]

UNITE THE WAYS WE WORK

Understanding the way we work is the key to employee engagement. Unite accommodates a variety of work styles – Focus, Interaction, Regenerative and Ideation – and ties them together simply and beautifully. It's about creating a workplace that works for everyone.





BRING WORK INTO FOCUS

Unite brings calm to chaos, offering a place of solace and concentration for “head’s down” individualized work. Tile-to-floor panels, dividers, even sliding doors can illustrate spatial division for more independent workers.





INTERACTION BY DESIGN

Touch down anywhere. Semi-private, semi-public; Unite offers the best of both worlds, fostering solo work or – with the spin of your chair – easy engagement with your partners.





Unite panels offer an ideal amount of privacy but still allow for collaboration. Numerous unique top shapes help create workstations in any space.




IDEAS CONNECTED THROUGH SPACE

Through Unite's ideation and regenerative spaces, vital connections can be forged, new outlooks uncovered, and tired minds reinvigorated. The seeds of the next big ideas are planted here.





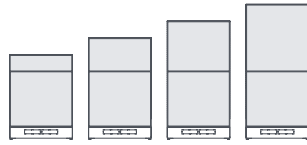
Record thoughts with Unite's steel markerboards.
Panels supplemented with glass tiles promote transparency
in social, relaxed areas as well as workstations.



PANELS



Preconfigured Monolithic Panels
 Monolithic panel widths: 24, 30, 36, 42, 48, 54, 60, 72
 Monolithic panel heights: 32, 40, 48, 56, 64



Preconfigured Segmented Panels
 Segmented panel widths: 24, 30, 36, 42, 48, 54, 60, 72
 Segmented panel heights: 32, 40, 48, 56, 64



Rolling Door
 Rolling Door widths: 36, 42
 Rolling Door heights: 64, 80



Preconfigured Stacker
 Stacker widths: 24, 30, 36, 42, 48, 54, 60, 72
 Stacker height: 16

PRECONFIGURED BASE OPTIONS



Raceway Base



Elevated Base



Tile-to-Floor (one side) Base

MONOLITHIC/LOWER TILE FINISHES



Fabric



Solid Steel



Fabric



Glass



Solid Steel



Perforated
Steel



Steel
Markerboard



Slat Wall

UPPER TILE/STACKING FINISHES

ACCESSORIES



Divider Screen



Modesty Panel



Spanning Top Cap



Tackboard

WORKSURFACES



Rectangles



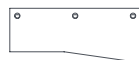
Corners



Extended Corners
and Reductions



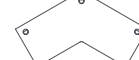
Conference Ends



Tapered



Peninsula



120 Degree




Transaction
Tops

WORKSURFACE SUPPORT OPTIONS



Open Leg




Insert Leg



Post Leg



Open Worksurface
Support Leg



Worksurface Support
Leg with Insert



Standard
Worksurface
Support Bracket




Decorative
Worksurface
Support Bracket

INTEGRATED STORAGE



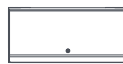
Worksurface
Supporting Pedestal



Worksurface Supporting
Double Pedestal



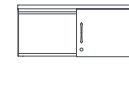
Balance Overhead



Universal
Overhead



U-Series Sliding Door
Overhead/Undersurface



Under Worksurface
Storage and Support

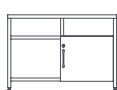
KI FREESTANDING STORAGE



Pedestal



Lateral



Credenza



Wardrobe Tower



Bookcase Tower



Bookcase

Strive™ Seating Collection, Grazie™ Seating Collection, and Dōni™ Seating Collection were all designed by Giancarlo Piretti.

Learn more about
Unite Systems



Printed on FSC® certified paper,
using only vegetable-based inks,
including metallics. Please recycle.



KI is a trusted expert for furniture and wall systems around the globe.

USA | CANADA | MEXICO | UK | EUROPE | ASIA | MIDDLE EAST | AUSTRALIA

1330 Bellevue Street • P.O. Box 8100 • Green Bay, WI 54308-8100 • 1-800-424-2432 • www.ki.com

© 2017 Krueger International, Inc. All Rights Reserved. Code KI-00920R3/KI/IP/0217
 KI and Furnishing Knowledge are registered trademarks of Krueger International, Inc.



Furnishing Knowledge®