

GLIDE SELECTION GUIDELINES

High-Density Chairs & Stools

Maestro® & Strive®

February 2023



General Guideline for Glide Selection


The following information is based on a combination of testing and experience. Due to factors beyond our control, floor surfaces differ. KI is presenting this information strictly as a general guideline to assist customers in selecting the best glide for their situation. It is up to the customer to determine which glide will perform best for their application based upon site conditions, requirements, and the direction of the flooring manufacturer. Sample glides are available upon request to aid the customer in their selection (contact KI Customer Service).



PVC/Rubber Glide




Ganged Steel Glide




Plastic Glide



Ganged Plastic Glide



Steel Glide



Felt Glide

Performance Guide (clean and properly finished floors)

GLIDE MATERIAL	CARPET	RESILIENT FLOORING				HARD FLOORING		
		Vinyl Sheet/ Linoleum	VCT	Rubber	LVT/ LVP	Ceramic Tile	Concrete	Hardwood
Plastic	★ ★	★	★	★	NR	★ ★	★	NR
PVC / Rubber (non-skid)	NR	★ ★	★ ★	NR	★	★ ★	★	★ ★
Steel	★ ★	★	★	★	★	NR	NR	NR
Felt	NR	★	★	NR	★ ★	★	★	★ ★

★ ★ = Best Performance

★ = Acceptable Performance

NR = Not Recommended

Steel glides are not recommended for light colored floors.

Vinyl Sheet/Linoleum includes Marmoleum.

Terrazzo flooring and concrete with stain or specialized finishes present unique requirements for glides.

KI recommends testing on your specific floor.

The following factors affect the performance of any glide:

- **Floor Quality** – Materials and manufacturing processes for a specific floor type can vary considerably depending upon the manufacturer and product grade. Floor grades with higher stain and abrasion resistance will typically perform better.
- **Floor Preparation** – The quality and frequency of application of the floor finish will significantly affect the amount of wear. A high quality finish will act as a lubricant between the chair and floor to minimize wear.
- **Floor Maintenance** – Any glide material will leave marks if the floor is not properly cleaned. The use of walk-off rugs near entrances, along with frequent cleaning of the floors, will significantly reduce damage to floors. Steel glides should not be exposed to wet or damp floors.
- **Damaged Glides** – Periodic inspection of glides is critical to preventing floor damage. Glides that are damaged, worn or have embedded debris should be replaced immediately. Felt caps wear faster and should be replaced frequently.

This document previously was KI-99207

1330 Bellevue Street • P.O. Box 8100 • Green Bay, WI 54308-8100 • 1-800-424-2432 • www.ki.com

© 2023 Krueger International, Inc. All Rights Reserved • Code KI-PG-00001 | R7/KI/PDF/0223



Furnishing Knowledge®