

PARTS DIAGRAM ■

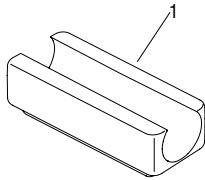
Glide Options & Frame Identification

Strive® High-Density, Maestro®, Matrix® & Perry® Stack Chairs

October 2024

UN-MARKED FRAME

If the bottom wire rails of your frame have no indented slots, flats or holes, the chairs were originally ordered without glides. Field fix glides can be installed, however, the glides will need to be glued into position to keep them from moving around. The following glides can be used:



Field Fix Glide



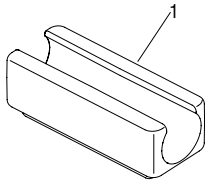
Un-Marked Frame Design

Item	Part Number	Description
I	06.0438.X	Field Fix Glide, Stainless Steel
	10.0115.X	Field Fix Glide, PVC Non-Skid
	53.1123.SP.R.X	Field Fix Glide, Polycarbonate (glued or pinned)

USED ON
Maestro Chair (KI-60497)
Matrix Armchair Before 7/5/05 (KI-61905)
Matrix Armchair After 7/5/05 (KI-61879)
Matrix Armless Chair Before 7/5/05 (KI-61906)
Matrix Armless Chair After 7/5/05 (KI-61878)
Perry Armless Stack Chair (KI-62583)

NOTCHED FRAME

If the bottom wire rails of your frame have flats pressed into both sides of the wire in four locations, the following glides can be used:



Notched Frame Glide



Notched Frame Design

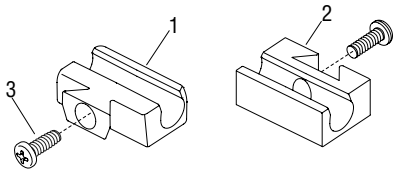
Item	Part Number	Description
I	06.0437.X	Glide, Stainless Steel (see note)
	10.0110.X	Non-Skid Glide, PVC Dual Duro (see note)
	53.1123.X	Glide, Polycarbonate (see note)

USED ON
Maestro Chair (KI-60497)
Matrix Armchair Before 7/5/05 (KI-61905)
Matrix Armchair After 7/5/05 (KI-61879)
Matrix Armless Chair Before 7/5/05 (KI-61906)
Matrix Armless Chair After 7/5/05 (KI-61878)
Perry Armless Stack Chair (KI-62583)




DRILLED FRAME

If the bottom wire rails of your frame have holes drilled through in four locations without any other flats or slots pressed in, the following glides can be used:



Drilled Frame Ganger Glide



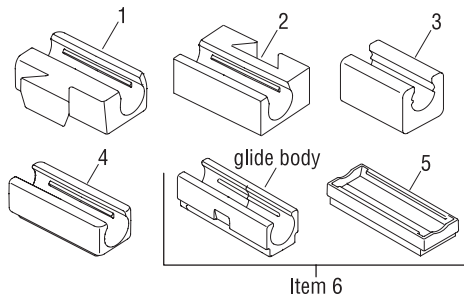
Drilled Frame Design

Item	Part Number	Description
1	06.0439.M.X	Ganger Glide, Male Stainless Steel (see note)
	06.0429.M.X	Ganger Glide, Male Polycarbonate (see note)
2	06.0439.F.X	Ganger Glide, Female Stainless Steel (see note)
	06.0429.F.X	Ganger Glide, Female Polycarbonate (see note)
3	I2.058I.X	Screw, #8-32 x 1/2" (ganger attachment)

USED ON
Maestro Chair (KI-60497)
Matrix Armless Chair Before 7/5/05 (KI-61906)
Matrix Armless Chair After 7/5/05 (KI-61878)

SLOTTED FRAME

If the bottom wire rails of your frame have slots pressed into both sides of the wire in four locations, the following glides can be used:



Slotted Frame Glides



Slotted Frame Design

NOTE:


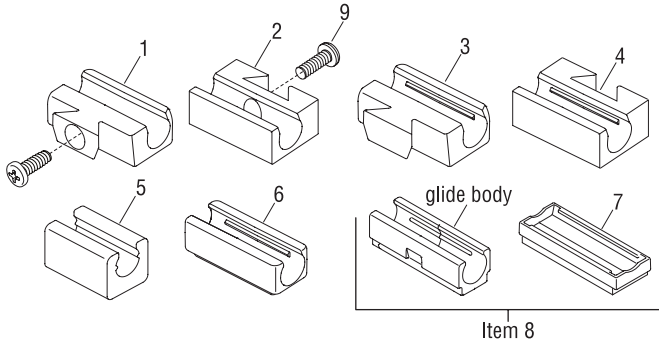
- Item 6 includes glide body and Item 5 cap. Glide body is not replaceable on its own.

Item	Part Number	Description
1	06.0495.M.X	Ganger Glide, Male Stainless Steel (see note)
	06.0490.M.X	Ganger Glide, Male Polycarbonate (see note)
2	06.0495.F.X	Ganger Glide, Female Stainless Steel (see note)
	06.0490.F.X	Ganger Glide, Female Polycarbonate (see note)
3	46.328I.X	Glide, PVC Non Skid (see note)
4	46.3282.X	Glide, Polycarbonate (see note)
	46.3283.X	Glide Stainless Steel (see note)
5	46.433I.X	Cap, Felt Snap-fit
6	46.4330.X	Assembly, Snap-fit Felt Glide

USED ON
Maestro Chair (KI-60497)
Matrix Armchair After 7/5/05 (KI-61879)
Matrix Armless Chair After 7/5/05 (KI-61878)
Strive High-Density Tablet Armchair (P0035-0038)
Strive High-Density Tablet Armchair w/ Upholstery (P0035-0106)
Strive High-Density Stack Stool (KI-PD-000107)
Strive High-Density Stack Stool w/ Upholstery (KI-PD-000108)
Perry Armless Stack Chair (no snap-fit glide) (KI-62583)

SLOTTED & DRILLED FRAME

If the bottom wire rails of your frame have slots pressed into both sides of the wire in four locations and holes drilled through the frame in four locations (holes may not always be centered in the slots), the following glides can be used:



Slotted & Drilled Frame Glides

Slotted & Drilled Frame Design

NOTE:

- Ganger glides were never offered on with arm chairs.
- Perry with arm chairs do not have wire along the base of the frame, therefore, none of the glides listed above will work. The base of the Perry with arm chair is made of tubing
- Item 8 includes glide body and Item 7 cap. Glide body is not replaceable on its own.

Item	Part Number	Description
1	06.0439.M.X	Ganger Glide, Male Stainless Steel (drill style) (see note)
	06.0429.M.X	Ganger Glide, Male Polycarbonate (drill style) (see note)
2	06.0439.F.X	Ganger Glide, Female Stainless Steel (drill style) (see note)
	06.0429.F.X	Ganger Glide, Female Polycarbonate (drill style) (see note)
3	06.0495.M.X	Ganger Glide, Male Stainless Steel (slot style) (see note)
	06.0490.M.X	Ganger Glide, Male Polycarbonate (slot style) (see note)
4	06.0495.F.X	Ganger Glide, Female Stainless Steel (slot style) (see note)
	06.0490.F.X	Ganger Glide, Female Polycarbonate (slot style) (see note)
5	46.3281.X	Glide, PVC Non Skid (slot style) (see note)
6	46.3282.X	Glide, Polycarbonate (slot style) (see note)
	46.3283.X	Glide, Stainless Steel (slot style) (see note)
7	46.4331.X	Cap, Felt Snap-fit (slot style)
8	46.4330.X	Assembly, Snap-fit Felt Glide (slot style)
9	12.0581.X	Screw, #8-32 x 1/2" (ganger attachment)

USED ON
Maestro Chair (KI-60497)
Matrix Armless Chair Before 7/5/05 (KI-61906)
Matrix Armless Chair After 7/5/05 (KI-61878)
Perry Armless Stack Chair (no snap-fit glide) (KI-62583)